



Methods for Calculating Complex Electrical Circuits

Dosbayev Zhandos Makhsutuly, senior lecturer

E-mail: zh.dosbayev@satbayev.university

Contents

1. Introduction

2. Superposition Method

Principles of Superposition

Steps for Applying the Superposition Method

Example Calculation

3. Mesh Current Method

Principles of Mesh Analysis

Steps for Applying the Mesh Current Method

Example Calculation

4. Nodal Potential Method

Principles of Nodal Analysis

Steps for Applying the Nodal Potential Method

Example Calculation


5. Conclusion

6. References




Abstract

- In this presentation, we explore three powerful methods for analyzing complex electrical circuits: the superposition method, mesh current method, and nodal potential method. Each method offers unique advantages, from simplifying the analysis of circuits with multiple sources to calculating unknown currents and voltages efficiently.




Introduction

- For complex electrical circuits with multiple power sources and interconnections, direct calculation of currents and voltages can be challenging. We use methods like:
 1. **Superposition Method:** Useful for linear circuits with multiple sources.
 2. **Mesh Current Method:** Best for circuits that are easy to represent with loops.
 3. **Nodal Potential Method:** Effective for circuits where analyzing node voltages is easier.
- Understanding these methods allows for systematic circuit analysis, simplifying calculations and improving accuracy.




Superposition Method

- **Principles of Superposition**
- **Linear Systems:** The superposition method applies only to linear circuits.
- **Method Concept:** Analyze each independent source in the circuit separately, turning off all other sources by replacing:
 - Voltage sources with a short circuit.
 - Current sources with an open circuit.
- **Steps for Applying the Superposition Method**
 1. Select one source to keep active and turn off all other sources.
 2. Solve the circuit to find currents or voltages caused by the active source.
 3. Repeat for each source in the circuit.
 4. Sum all currents or voltages from each step to find the total value for each element.
- **Example Calculation:** Consider a circuit with two voltage sources. By analyzing the impact of each source independently and summing the results, we can determine the net current or voltage across elements.



Mesh Current Method

- **Principles of Mesh Analysis**
- **Definition:** The mesh current method is used to calculate unknown currents by defining "mesh currents" in each loop of a circuit.
- **Loop-Based:** This method works best with planar circuits that can be divided into loops.
- **Steps for Applying the Mesh Current Method**
 1. Identify all mesh loops in the circuit.
 2. Assign a mesh current to each loop.
 3. Apply Kirchhoff's Voltage Law (KVL) to each mesh, setting up equations based on the sum of voltage drops.
 4. Solve the resulting system of equations to find the unknown mesh currents.
- **Example Calculation:** In a circuit with two loops, we define two mesh currents. Applying KVL in each loop provides two equations that, when solved, yield the current values in each loop.



Nodal Potential Method

- **Principles of Nodal Analysis**
- **Definition:** The nodal potential method focuses on finding unknown voltages at circuit nodes relative to a common reference (ground).
- **Node-Based:** This method is particularly efficient for circuits with multiple nodes and interconnected branches.
- **Steps for Applying the Nodal Potential Method**
 1. Identify all nodes in the circuit and select one as the reference (ground) node.
 2. Apply Kirchhoff's Current Law (KCL) at each node (except the reference).
 3. Set up equations based on the sum of currents entering and leaving each node, using Ohm's Law to express currents in terms of node voltages.
 4. Solve the resulting system of equations to find the node voltages.
- **Example Calculation:** In a circuit with three nodes, we assign voltages V_1 , V_2 , and ground. Applying KCL at each non-ground node provides equations that, when solved, yield the voltages at each node.

Conclusion

Each calculation method offers specific advantages:

- 1. Superposition:** Ideal for circuits with multiple independent sources.
- 2. Mesh Current:** Best suited for planar circuits with defined loops.
- 3. Nodal Potential:** Efficient for circuits with multiple nodes and branches.

By mastering these methods, we can analyze complex circuits with accuracy and efficiency, making them indispensable tools in electrical engineering.

References

1. Alexander, C. K., & Sadiku, M. N. O. *Fundamentals of Electric Circuits*. – 2021.
2. Hayt, W., & Kemmerly, J. *Engineering Circuit Analysis*. – 2019.
3. Dorf, R. C., & Svoboda, J. A. *Introduction to Electric Circuits*. – 2020.
4. Boylestad, R. L. *Introductory Circuit Analysis*. – 2018.